

# Ruggy

Massimo Castagna

2020



Two-tone deep pile rug in soft synthetic fiber. The pile is made using the tufting technic and is soft to the touch, with a strong marking effect. The distinctive design consists in two organic concentric shapes in different tones. These parts are heat sealed and this avoids visible joints on the rug's surface. The rug is flush edged in the same tone as the coloured areas. The natural colours offered and the iridescent nature of the fiber give character and refinement to every room.

Available in four colour combinations :

**Beige 01** – white inside, beige outside

**Beige 02** – beige inside, white outside

**Grey 01** – light grey inside, dark grey outside

**Grey 02** – dark grey inside, light grey outside

Colors can be different, if dye bath change.

Joints between two sheets may be visible.

**Cm (L x P x H)**

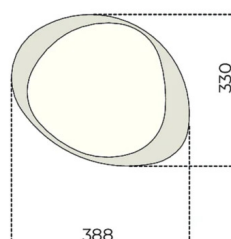
388 x 330

455 x 400

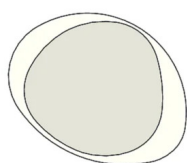
**Inches (L x P x H)**

153 x 130

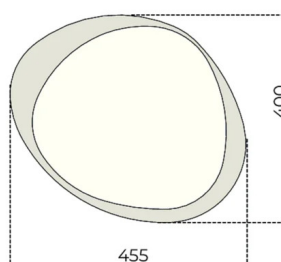
179¼ x 157½



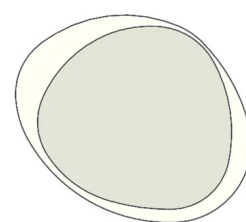
Small Beige 01



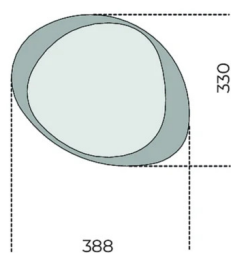
Small Beige 02



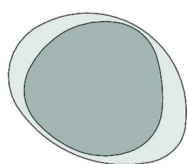
Big Beige 01



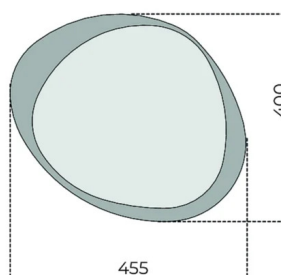
Big Beige 02



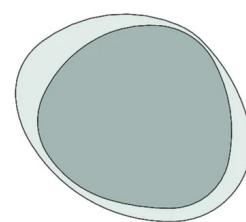
Small Grey 01



Small Grey 02



Big Grey 01




Big Grey 02

# Finishes


## Rugs



Beige 01/02



Grey 01/02



BEIGE 01



White inside



Beige outside




BEIGE 02




Beige inside




White outside




GREY 01




Light grey inside




Dark grey outside



GREY 02



Dark grey inside



Light grey outside

# Technical details

<b>Construction</b>	Tufting
<b>Composition</b>	100% polyester
<b>Backing</b>	Satin geotextile
<b>Pile height</b>	±15
<b>Total height</b>	±19
<b>Total weight</b>	±3.700gr/m <sup>2</sup>
<b>Rolls width</b>	400 cm
<b>Flammability</b>	Cfl-s1

## Maintenance

### MAINTENANCE OF FITTED CARPETS

A fitted carpet, as any other material used in a continuous or discontinuous way, more or less frequently, needs a maintenance in order to keep its general and hygienic features unaltered. The simple daily use, the dust and the products that could accidentally fall on the surface, are the main causes of the dirt which can spoil the aesthetic appearance of the fitted carpet. All the fitted carpets, made both with natural and synthetic materials are subject to dirt and consequently they have to be treated in order to preserve its implicit and explicit features.

### ORDINARY CLEANING

The daily maintenance of the fitted carpet is subject to general rules:

- frequent cleaning with vacuum cleaner: dust removal
- immediate cleaning of stains - regular cleaning through suitable detergents

#### Dust removal

Dust removal permits to:

- a) maintain the fitted carpet appearance;
- b) avoid that the dust slips deeply in the hair of the fitted carpet:
- it is excellent to use a carpet cleaner broom provided with rollers for a quick cleaning in order to remove crumbs and other light residuals.
- use a vacuum cleaner or a electric broom preferably provided with brush tube which helps a cleaning in depth of the fitted carpet.

A usual and regular use of the vacuum cleaner is indispensable: every day in high passage places as corridors, offices.

Domestic cleaning:

All the fibres both synthetic and natural or mixed can appear different after an intensive use, because of the action of dirt.

**A** - Dry with a rag or absorbent fabric

**B** - After complete drying vacuum with a carpet cleaner in order to straighten the pile uniformly

**C** - Absorb with cellulose cloth

**R** - Rinse

**1** - Cold water; **2** - Presto e fatto or similar cleansing agents;

**3** - 3% ammonia solution; **4** - Cleaning solvent (trichloroethane), cleaning agent, alcohol is not suggested to be used on multicolour carpets; **5** - Cool with freezing agent or with ice cubes in a plastic bag; **6** - White vinegar solution; **7** - Hot water;

**8** - Varnish remover; **9** - White ethyl alcohol (methylated spirits)

**10** - Remove the dirt; **11** - Absorbing powder talc, salt;

**12** - Absorbing cloths; **13** - Soften with a hairdryer; **14** - Scrape with a spoon or similar; **15** - Cleansing powder; **16** - Brushing

STAIN TYPE	SUGGESTED STEPS							
	STEP 1		STEP 2		STEP 3		STEP 4	
Alcoholic drinks	1	A	2	A	R	A	B	-
Butter	4	A	2	A	R	A	B	-
Coffee	1	A	2	A	4	A	R	A
Bleach	1	A	3	A	R	A	B	-
Tar	4	A	-	A	R	A	B	-
Candle wax	13	-	14	C	15	-	16	-
Floor wax	4	A	2	A	R	A	B	-
Chocolate	2	A	3	A	6	A	R	A
Soft drinks	1	A	2	A	R	A	B	-
Salad dressing	2	A	4	A	R	A	B	-
Soot	4	A	2	A	3	A	R	A
Chewing gum	5	A	4	A	R	A	B	-
Ketchup	7	A	2	A	R	A	B	-
Fountain pen Ink	1	A	2	A	R	A	B	-
Ballpoint pen Ink	4	A	9	A	2	A	R	A
Marker Ink	7	A	2	A	8	A	R	A
Milk	7	A	4	A	2	A	R	A
Shoes polish	4	A	2	A	R	A	B	-
Furniture polish	4	A	2	A	3	A	R	A
Mercurochrome	2	A	3	A	6	A	R	A
Mustard	2	A	-	A	R	A	B	-
Oil and grease	4	A	2	A	R	A	B	-
Cooking oil	4	A	2	A	R	A	B	-
Cream	2	A	4	A	R	A	B	-
Latex emulsion paint	1	A	2	A	4	A	R	A
Oil painting	9	A	4	A	2	A	R	A
Lipstick	4	A	2	A	R	A	B	-
Rust	4	A	2	A	10	A	R	A
Blood	1	A	2	A	R	A	B	-
Fingernail polish	8	A	4	A	R	A	B	-
Fruit Juice	1	A	2	A	R	A	B	-
Cooking Sauces	7	A	2	A	R	A	B	-
Tea	1	A	2	A	4	A	R	A
Eggs	2	A	-	A	R	A	B	-
Fresh urine	1	A	2	A	R	A	B	-
Old Urine	2	A	3	A	6	A	R	A
Wine	11	A	1	A	2	A	R	A
Vomit	2	A	-	A	R	A	B	-
Other	4	A	12	A	2	A	R	A

## ORDINARY CLEANING

As time goes by, greasy particles will settle on the fibres of the fitted carpet, as on any other surface, and the vacuum cleaner is not sufficient to remove the particles clung to the fibres. It is necessary to use detergents suitable for the cleaning of fitted carpets.

**It is necessary, in order to obtain a good cleaning of the fitted carpet, to make:**

- A preventive removal of the dust with vacuum cleaner (in all direction);
  - Choose the detergent: use a good quality detergent, with high evaporation ability avoiding to leave greasy residuals in order to avoid that these residuals provoke a quicker absorption of the dust and a premature wear and tear of the fitted carpet.
  - It is right to test the detergent on a small part or on a length (remainder) in order to check and test possible unwanted effects, as bleaching
- It is right to let the carpet dry before walking on it or reposition pieces of furniture moved before the cleaning.

**There are different types of detergents on the market:**

- a) spray cans (cleaning of the surface)
- b) dust detergents (careful cleaning)
- c) liquid or foaming detergents (careful cleaning)

For the use of the detergents on the market pay attention to the tips above and follow the instructions of the detergents written by the producer (use of the detergent).

## EXTRAORDINARY CLEANING

Any method used for the ordinary maintenance of the fitted carpet works only superficially. We recommend to apply to specialist who will provide for an extraordinary cleaning of the fitted carpet.

**Specialized cleaning company usually use:**

### • Shampoo dry cleaning system (recommended for natural fibre carpet)

Fitted carpets made of natural fibre as cotton and wool could felt or bleach if they were inadequately washed, in fact they usually have a jute bottom which could narrow or release color if it excessively wetted.

This is the reason why we advise to use a SHAMPOO DRY CLEANING SYSTEM, which is conceptually comparable to the dry shampoo used to wash people's hair. For this method we use a neutral detergent creating a compact foam containing low content of humidity which leaves a dry residual that incorporates the dirt which is easily removable with a carpet cleaner. This kind of cleaning does not wet the fitted carpet deeply and it is suitable for jute bottom fitted carpets. Moreover it allows a quick drying so that the fitted carpet can be used in a short time.

All the same, on coloured wool fitted carpets it is better to test the detergent on a small part before the use to verify the colour resistance and the narrowing.

This washing system has good results both aesthetic and hygienic, similar to those of the wet cleaning systems.

Stains are completely removed, unless they have been originated by dyeing or bleaching substances altering the colour of the fitted carpet.

The hair of the fitted carpet is revived satisfying also the aesthetic appearance.

### • Injection-suction (recommended for synthetic carpet)

Fitted carpets made with synthetic fibres can be washed with the INJECTION-SUCTION method.

This washing method allows a deep cleaning of the fitted carpet. It is the method used most frequently. You can obtain excellent results concerning the hygienic side because a heavy product is used.

This product together with the detergent and the deodorant allows to remove all the impurity on the surface and warrants a long lasting antibacterial action. The injection and suction system consists of the injection in depth of detergents and let them act to remove all the dirt.

After that the liquid detergent is removed by powerful industrial vacuum cleaner. At the end of the operation of suction, the surface of the fitted carpet remains damp and it dries completely in 3 or 4 hours.

### • Ozonosystem® (for all kind of fitted carpet)

• Another cleaning system is called OZONOSYSTEM and it is suitable for all kind of fitted carpet.

This method uses the ozone, an element naturally present in the environment, to disinfect. The ozone removes the 95% of stains, odours, bacteria, dust mites and it revives the colours. Moreover the treated surfaces can be used an hour after the treatment.

## REFERENCE STANDARDS

EN 1307 (characteristics of textile flooring application)

EN 14041 (Fire resistance classification)