

Sole

Studio G&R
1975



6mm mirror made of two superimposed mirrors. Central mirror with 30mm bevelled edge.

Dimensioni / size

Cm (Ø x H)

150 x

165 x

180 x 0

200 x 0

Dimensioni / size

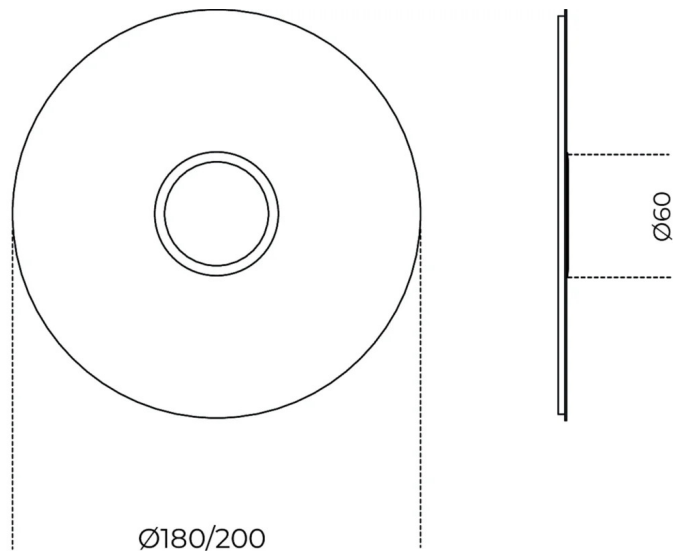
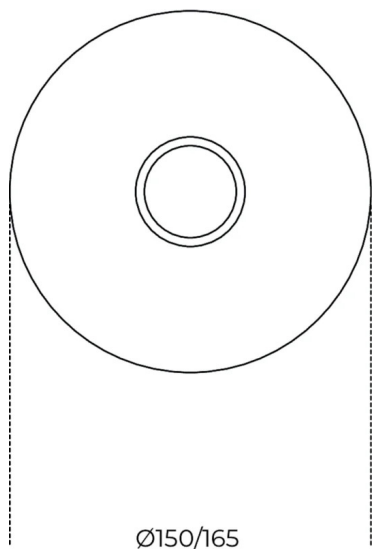
Inches (Ø x H)

59³/₄ x

65 x NaN


71 x 0

78³/₄ x 0



Finishes

Glass



Mirror